



THE SUNRISE CITY

FORT PIERCE

BUILDING DEPARTMENT *Florida*

MEMORANDUM

To: Mayor
City Commissioners

Thru: Nick Mimms, City Manager

From: Paul Thomas, Interim Building Official
Flood Protection Plan Committee

Re: Annual Evaluation Report/Status of Flood Plan Implementation

Date: November 28, 2016

For credit under the Community Rating System, this memo must be distributed to the media and be made available to the public. It is being sent to the papers that cover the City of Fort Pierce news. Copies of this report are available for review at City Hall, 100 North US 1. A notice of its availability is being posted on the City's website.

Fort Pierce teamed up with other local and state agencies to create the St. Lucie County Local Mitigation Strategy (LMS), every few years they review a variety of measures that can reduce problems and/or protect people and property when flooding and other hazards occur. This plan recommends over 150 action projects to be completed throughout St. Lucie County. The Plan includes all Municipalities within St. Lucie County as well as other State Agencies within St. Lucie County. The Plan currently includes three (3) action projects the City of Fort Pierce is responsible to implement.

Here is a review of the action projects:

Also reviewed are additional activities implemented by the Flood Protection Plan Committee.

- (1) Transfer of Public Records – Transfer of public records from paper to an optical disc.
Status: In Progress
- (2) Citrus Avenue Basin Retrofit – Construct a stormwater treatment facility for an 80-acre drainage basin.
Status: Deferred, awaiting funding
- (3) Four-Wheel drive Risk/Threat Assessment, Search and Rescue vehicles – acquire (6) 4-wheel drive vehicles for Police Department for risk/threat assessment, search and rescue and ability to deliver supplies and personnel to flooded or damaged areas.
Status: Deferred, awaiting funding
- (4) Monitor the implementation of this plan and prepare a written progress report.
Status: This Memorandum is the status report for 2016

- (5) The City continues to maintain a class 6 in our Community Rating System (CRS) classification.
This allows the citizens a 20% discount on flood insurance for properties in a SFHA and a 10% discount on flood insurance for properties in a non-SFHA.

A total savings of around \$409,686 per year.

- (6) Provide flood protection information to residents through a variety of means including:

Flood protection references maintained at the Public Library
Flyers are maintained on the City's Website
Links to important websites on the City's Website
Notices to the community through the utility inserts
Flyers to residents within the Flood Hazard areas
Flood protection references maintained in our Building Department

Library: Two library locations have material available.

**City's Website: Flyers/notices are available on our City's Website
Many FEMA and Flood Related links on our City's Website
Elevation certificates are available on our City's Website**

**Community Mailings: 2 different flyers/notices mailed out each year
All Fort Pierce Utility customers – Oct
Residents within the flood hazard areas – Dec
Repetitive Loss Area - Dec**

References: Flood protection references are maintained in our Building Department, which includes FEMA FIRM Maps, flyers and other FEMA Publications.

Hurricane Expo's: Port St Lucie Civic Center on 6/4/16

- (7) Enforce the regulations related to development in the floodplain
Status: This is an ongoing activity – all new construction complies with regulations and enforcement of regulations for existing buildings when required by law.
- (8) Provide site-specific information and assistance to inquirers, including map information.
Status: This is an ongoing activity
- (9) Attached are other Capital Improvement Projects that are not listed as part of our Local Mitigation Strategy Plan that the City has implemented or will be implementing that can reduce the problems and/or protect people and property when flooding occurs.



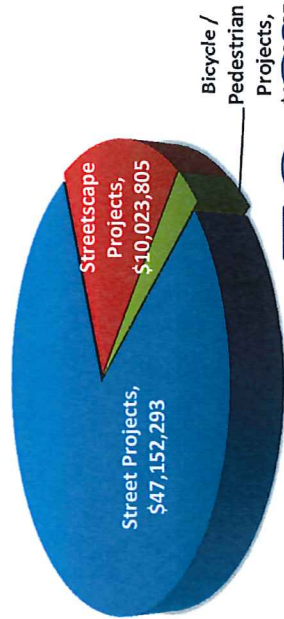
**City of Fort Pierce
Capital Improvement Plan
Fiscal Years 2015/2016 through 2019/2020**

Revised Date: 3/1/2016

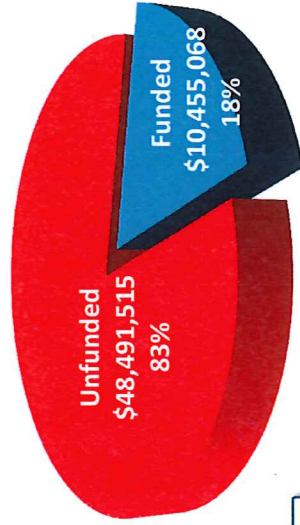
TRANSPORTATION

Street Projects, Streetscape Projects and Bicycle / Pedestrian Projects

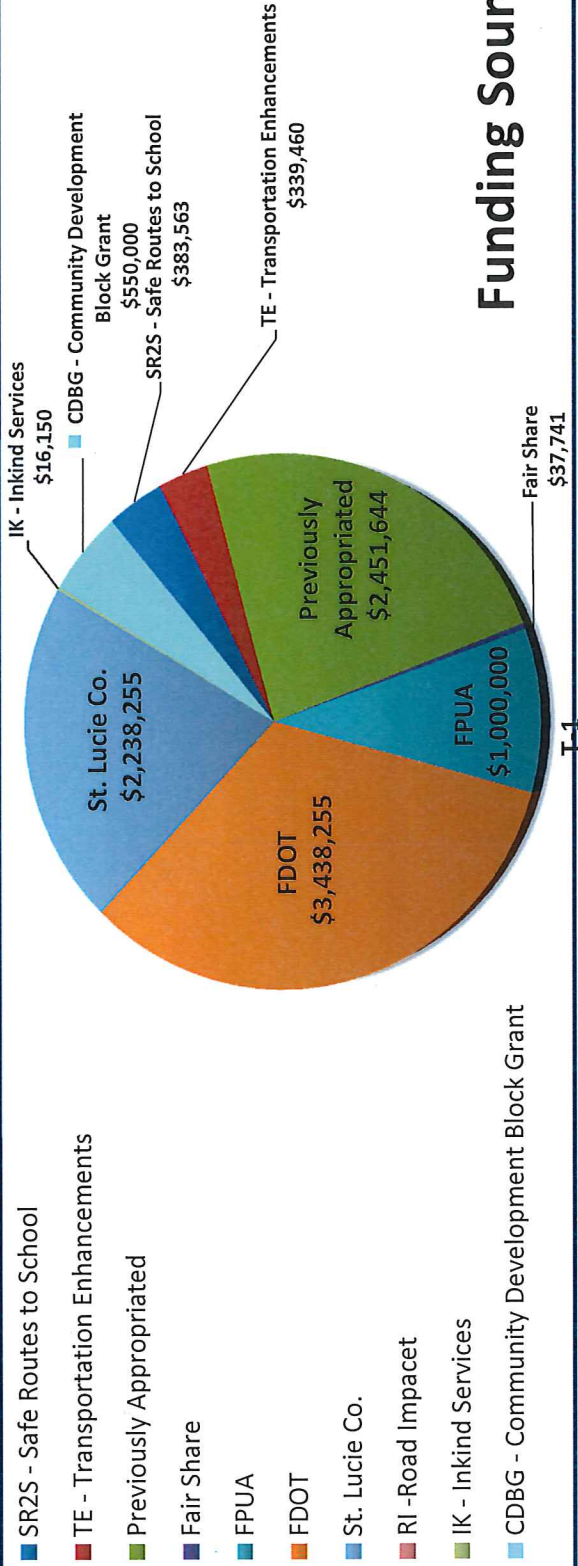
Requested Amount - \$58,946,583



Funded Amount - \$10,455,068



TO CHANGE



Funding Sources



City of Fort Pierce
Capital Improvement Plan

TO CHANGE

Fiscal Years 2015/2016 through 2019/2020

TRANSPORTATION

Revised Date: 3/1/2016

No.	PROJECT NAME	Appropriated Prior to FY 2015	FY 15/16	FY 16/17	FY 17/18	FY 18/19	FY 19/20	Project Total	Funding Shortfalls	Funding Sources
STREET PROJECTS										
1	Ohio Avenue Realignment (US 1 @ Ohio Ave.)	\$ -	\$ -	\$ -	\$ -	\$ -	\$ -	\$ 527,480	\$ 527,480	Unfunded
2	13th St - Phase I (south of Ave. D to Ave. E)	\$ 372,195	\$ 574,725	\$ -	\$ -	\$ -	\$ -	\$ 946,920	\$ -	FPRA, SMU City GF, FPUA
3	13th St - Phase II (Georgia Ave. to Orange Ave.)	\$ 274,880	\$ -	\$ -	\$ -	\$ -	\$ -	\$ 4,022,720	\$ 3,747,840	Unfunded FPRA
4	13th St - Phase III (Ave. I to Ave. Q)	\$ 263,445	\$ -	\$ -	\$ -	\$ -	\$ -	\$ 2,773,645	\$ 2,510,200	Unfunded FPRA
5	17th St (Orange Ave. North to Ave. D)	\$ 190,489	\$ 481,172	\$ 463,572	\$ -	\$ -	\$ -	\$ 1,135,233	\$ -	FPRA, SMU CITY GF, FPUA
6	17th St (Ave. D to Ave. I)	\$ 185,476	\$ -	\$ -	\$ -	\$ -	\$ -	\$ 1,457,181	\$ 1,271,705	Unfunded FPRA
7	Avenue I Corridor (13th St. to 25th St.)	\$ 164,474	\$ -	\$ -	\$ -	\$ -	\$ -	\$ 2,824,545	\$ 2,660,071	Unfunded FPRA
8	13th St. - Phase IV (Virginia Ave. to Georgia Ave.)	\$ -	\$ -	\$ -	\$ -	\$ -	\$ -	\$ 4,010,189	\$ 4,010,189	Unfunded
9	Indian River Dr. (Ave. A to Seaway Drive)	\$ -	\$ -	\$ -	\$ -	\$ -	\$ -	\$ 1,405,850	\$ 1,405,850	Unfunded
10	Street Resurfacing (City wide)	\$ -	\$ 250,000	\$ -	\$ -	\$ -	\$ -	\$ 15,961,017	\$ 15,711,017	Unfunded CITY GF
11	US 1 @ Virginia Ave. Addition of Turn Lanes	\$ -	\$ -	\$ 255,000	\$ -	\$ 1,282,226	\$ -	\$ 1,537,226	\$ TBD	Unfunded FDOT
STREET PROJECTS TOTAL (This page)		\$ 1,450,959	\$ 1,305,897	\$ 718,572	\$ -	\$ 1,282,226	\$ -	\$ 36,602,006	\$ -	



TO CHANGE

City of Fort Pierce Capital Improvement Plan Fiscal Years 2015/2016 through 2019/2020

No.	PROJECT NAME	Appropriated Prior to FY 2015	Fiscal Year					Project Total	Funding Shortfalls	Funding Sources
			FY 15/16	FY 16/17	FY 17/18	FY 18/19	FY 19/20			

Revised Date: 3/1/2016

TRANSPORTATION

12	S. 7th St Reconstruction (Parkway to 10th St)	\$ -	\$ 360,000	\$ -	\$ -	\$ -	\$ -	\$ 360,000	\$ -	CITY GF, SMU
13	North 2nd Street (Seaway Dr. to Taylor Crk. Marina)	\$ 523,490	\$ 3,500,000	\$ 2,176,510	\$ 1,000,000	\$ -	\$ -	\$ 9,043,295	\$ 1,843,295	Unfunded, FPLUA, FDOT, St. Lucie Co.
14	Port Streets (Port Ave., Harbor St., Terminal Dr.)	\$ -	\$ -	\$ -	\$ -	\$ -	\$ -	\$ 250,000	\$ 250,000	Unfunded
15	Pavement Markings (Partial) (Restricting pavement marking to meet new standards)	\$ -	\$ -	\$ -	\$ -	\$ -	\$ -	\$ 200,000	\$ 200,000	Unfunded
16	Citrus Overpass Bridge Repairs	\$ -	\$ -	\$ -	\$ -	\$ -	\$ -	\$ 250,000	\$ 250,000	Unfunded

STREET PROJECTS TOTAL (this page) \$ 523,490 \$ 3,860,000 \$ 2,176,510 \$ 1,000,000 \$ - \$ - \$ 10,103,295

STREET PROJECTS TOTAL (previous page) \$ 1,450,959 \$ 1,305,897 \$ 718,572 \$ - \$ 1,282,226 \$ - \$ 36,602,006

STREET PROJECTS GRAND TOTAL \$ 1,974,449 \$ 5,165,897 \$ 2,895,082 \$ 1,000,000 \$ 1,282,226 \$ - \$ 46,705,301



City of Fort Pierce
Capital Improvement Plan

TO CHANGE

Fiscal Years 2015/2016 through 2019/2020

TRANSPORTATION

3/1/2016

Revised Date:

No.	PROJECT NAME	Appropriated Prior FY 2015	FY 15/16	FY 16/17	FY 17/18	FY 18/19	FY 19/20	Project Total	Funding Shortfalls	Funding
BICYCLE / PEDESTRIAN PROJECTS										
25	31st St Sidewalk (Okeechobee Rd. to Tennessee Ave.)	\$ 65,040 \$ Design	\$ 383,563	\$ -	\$ -	\$ -	\$ -	\$ 448,603	\$ -	RI,SR25
26	S. 21st St / Havanna Ave. Sidewalk Project	\$ 62,600 \$ Design	\$ -	\$ 355,610	\$ -	\$ -	\$ -	\$ 418,210	\$ -	RI, TE, IK
27	Bicycle Facilities Improvements (City Wide)	\$ -	\$ -	\$ -	\$ -	\$ -	\$ -	\$ 393,672	\$ 393,672	Unfunded
28	Emil Avenue Sidewalk (Oleander Ave. to US 1)	\$ -	\$ -	\$ -	\$ -	\$ -	\$ -	\$ 510,000	\$ 510,000	Unfunded
BICYCLE / PEDESTRIAN PROJECTS TOTAL \$ 127,640 \$ 383,563 \$ 355,610 \$ - \$ 1,770,485										

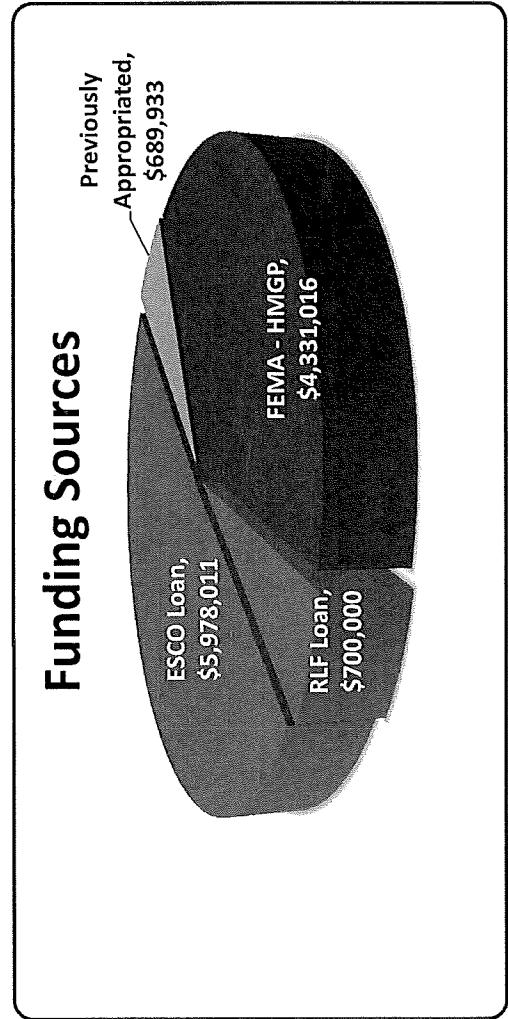
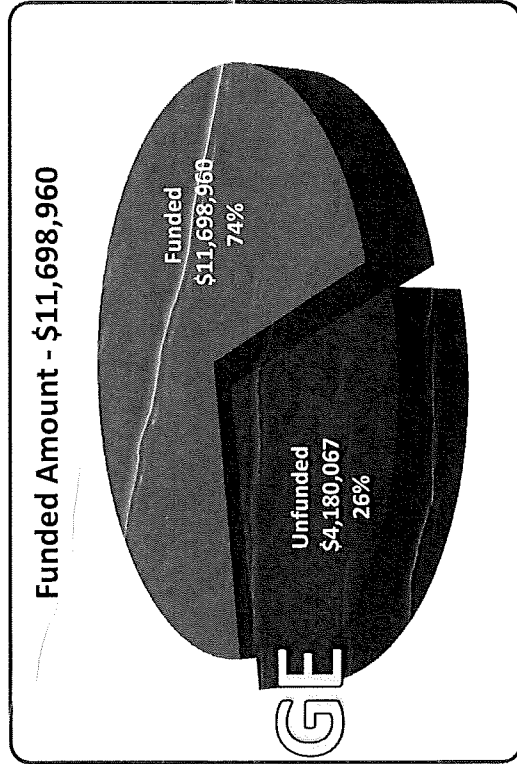



**City of Fort Pierce
Capital Improvement Plan**

Fiscal Years 2015/2016 through 2019/2020

Revised Date: 3/1/2016

BUILDING PROJECTS





**City of Fort Pierce
Capital Improvement Plan**

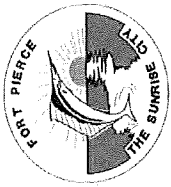
TO CHANGE

Fiscal Years 2015/2016 through 2019/2020

BUILDINGS

Revised Date: 3/1/2016


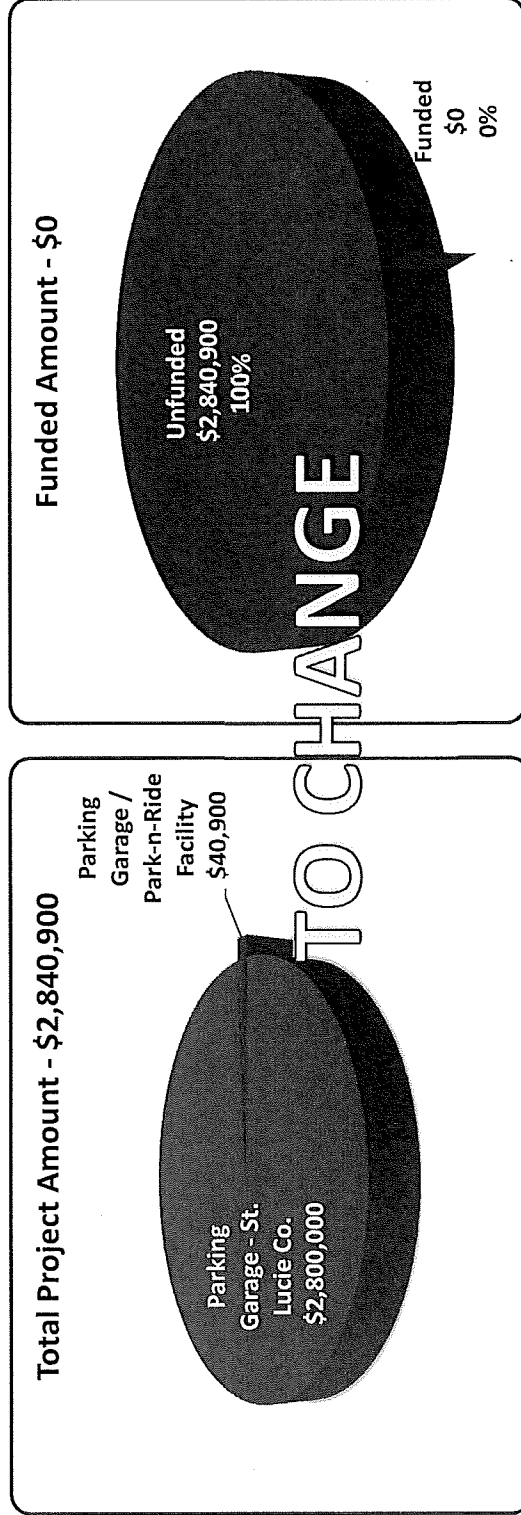
No.	PROJECT NAME	Appropriated Prior to FY 2015	FY 15/16	FY 16/17	FY 17/18	FY 18/19	FY 19/20	Project Total	Funding Shortfalls	Funding Sources
BUILDINGS										
1	Post Office Restoration	\$ 339,210.00	\$ -	\$ -	\$ -	\$ -	\$ -	\$ 600,000	\$ 260,790	Unfunded
2	Lincoln Theatre Restoration	\$ 324,394	\$ -	\$ -	\$ -	\$ -	\$ -	\$ 2,500,000	\$ 2,175,606	Unfunded
3	Kings Inn Renovation	\$ 26,329	\$ -	\$ -	\$ -	\$ -	\$ -	\$ 1,500,000	\$ 1,473,671	Unfunded
	Design									
4	Wind Retrofit - Window Replacement	\$ -	\$ 4,331,016	\$ -	\$ -	\$ -	\$ -	\$ 4,331,016	\$ -	FEMA-HMGP
5	H.D. King Cleanup	\$ -	\$ 700,000	\$ -	\$ -	\$ -	\$ -	\$ 700,000	\$ -	RLF Loan
6	Energy and Water Performance Savings Contract	\$ -	\$ 4,000,000	\$ 1,978,011	\$ -	\$ -	\$ -	\$ 5,978,011	\$ -	ESCO Loan
7	Replacement of Canopy at P.W. Fuel Island	\$ -	\$ -	\$ -	\$ -	\$ -	\$ -	\$ 75,000	\$ 75,000	Unfunded
8	Waterproofing Parking Decks at City Hall Garage <small>(Resealing of joints)</small>	\$ -	\$ -	\$ -	\$ -	\$ -	\$ -	\$ 195,000	\$ 195,000	Unfunded
BUILDING PROJECTS TOTAL		\$ 689,933	\$ 9,031,016	\$ 1,978,011	\$ -	\$ -	\$ -	\$ 15,879,027	\$ -	



City of Fort Pierce
Capital Improvement Plan
 Fiscal Years 2015/2016 through 2019/2020

Revised Date: 3/1/2016

PARKING FACILITIES





**City of Fort Pierce
Capital Improvement Plan**

Fiscal Years 2015/2016 through 2019/2020

TO CHANGE

PARKING FACILITIES

Revised Date: 3/1/2016

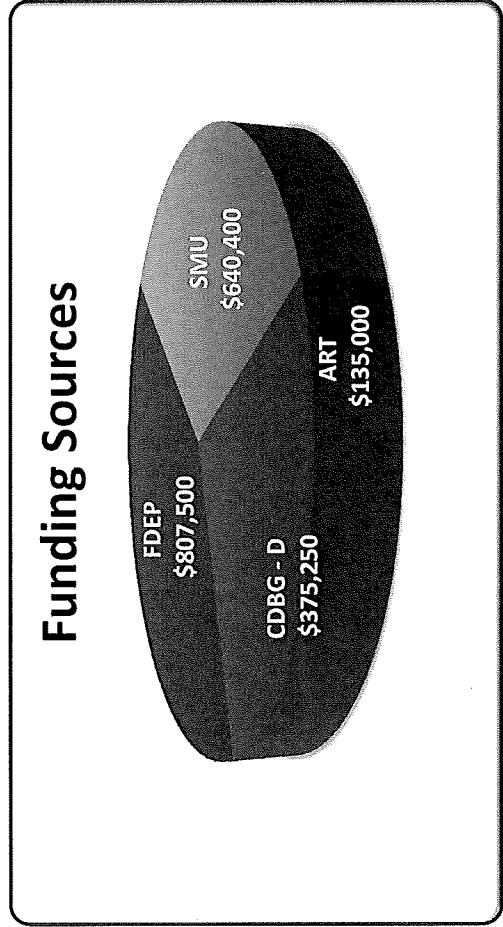


No.	PROJECT NAME	Appropriated Prior to FY 2015	FY 15/16	FY 16/17	FY 17/18	FY 18/19	FY 19/20	Project Total	Funding Shortfalls	Funding Sources
PARKING FACILITIES										
1	Parking Garage - St. Lucie County <small>(Addition of two floors of parking to existing structure on 2nd St.)</small>	\$ -	\$ -	\$ -	\$ -	\$ -	\$ -	\$ 2,800,000	\$ 2,800,000	Unfunded
2	Parking Garage / Park-n-Ride Facility <small>(Installation of commuter tracking, bicycle parking, and car charging stations at City Hall parking garage)</small>	\$ -	\$ -	\$ -	\$ -	\$ -	\$ -	\$ 40,900	\$ 40,900	Unfunded
PARKING FACILITIES PROJECTS TOTAL										
									\$ 2,840,900	



City of Fort Pierce
Capital Improvement Plan
Fiscal Years 2015/2016 through 2019/2020

Revised Date: 3/1/2016

PARK IMPROVEMENT PROJECTS





City of Fort Pierce
Capital Improvement Plan

TO CHANGE

Fiscal Years 2015/2016 through 2019/2020

PARK IMPROVEMENT PROJECTS

Revised Date: 3/1/2016

No.	PROJECT NAME	Appropriated Prior to FY 2015	FY 15/16	FY 16/17	FY 17/18	FY 18/19	FY 19/20	Project Total	Funding Shortfalls	Funding Sources
PARK IMPROVEMENT										
1	A1A Park Improvements - Beach (Restoration of beach access parks)	\$ -	\$ -	\$ -	\$ -	\$ -	\$ -	\$ 525,000	\$ 525,000	Unfunded
2	Veterans Park	\$ -	\$ 999,150	\$ 959,000	\$ -	\$ -	\$ -	\$ 1,958,150	\$ -	CDBG - D, FDEP, SMU, ART
3	Moore's Creek Linear Park - Phase II (Continuation of park from 15th to 33rd St.)	\$ -	\$ -	\$ -	\$ -	\$ -	\$ -	\$ 6,940,000	\$ 6,940,000	Unfunded
4	Old Fort Park Restoration	\$ -	\$ -	\$ -	\$ -	\$ -	\$ -	\$ 240,000	\$ 240,000	Unfunded
5	Boat Ramps (Addition of boat ramps - site not determined)	\$ -	\$ -	\$ -	\$ -	\$ -	\$ -	\$ 500,000	\$ 500,000	Unfunded
6	Inlet Linear Park - Phase II (Lighting, landscaping, and hardscape to complete linear park)	\$ -	\$ -	\$ -	\$ -	\$ -	\$ -	\$ 800,000	\$ 800,000	Unfunded
7	Rotary Park Restroom (Replacement and enlargement of restroom facility at park)	\$ -	\$ -	\$ -	\$ -	\$ -	\$ -	\$ 200,000	\$ 200,000	Unfunded
8	Fenn Park Improvements (Replacement of playground set, additional restroom facility)	\$ -	\$ -	\$ -	\$ -	\$ -	\$ -	\$ 225,000	\$ 225,000	Unfunded
9	PAL Park Football/Soccer Field (Football facility to include lighting, restroom, press box and concession stand)	\$ -	\$ -	\$ -	\$ -	\$ -	\$ -	\$ 250,000	\$ 250,000	Unfunded
10	South Bridge Fishing Piers - Solar Lighting (Installation of solar light fixtures for fishing pier)	\$ -	\$ -	\$ -	\$ -	\$ -	\$ -	\$ 84,000	\$ 84,000	Unfunded
PARK IMPROVEMENT PROJECTS TOTAL		\$ -	\$ 999,150	\$ 959,000	\$ -	\$ -	\$ -	\$ 11,722,150	\$ -	

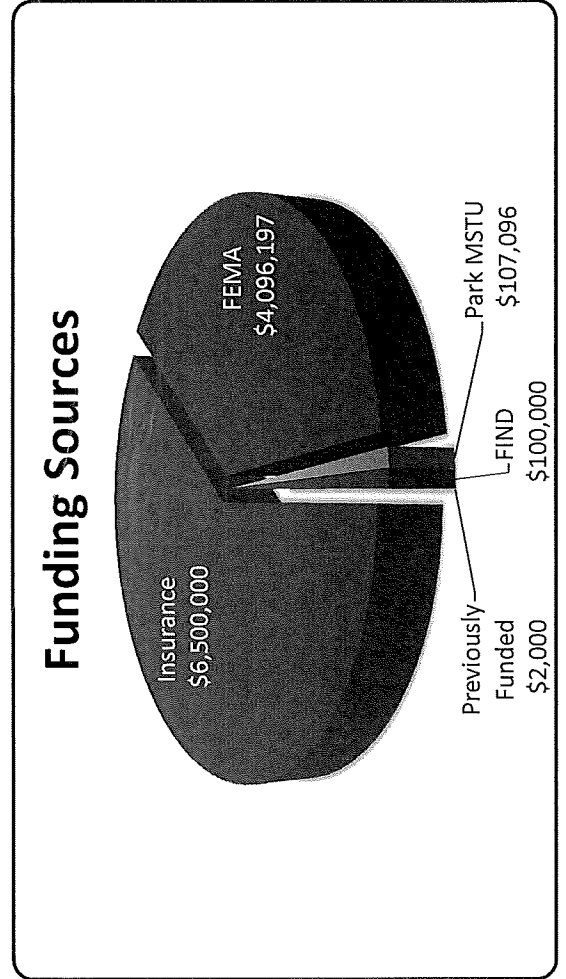
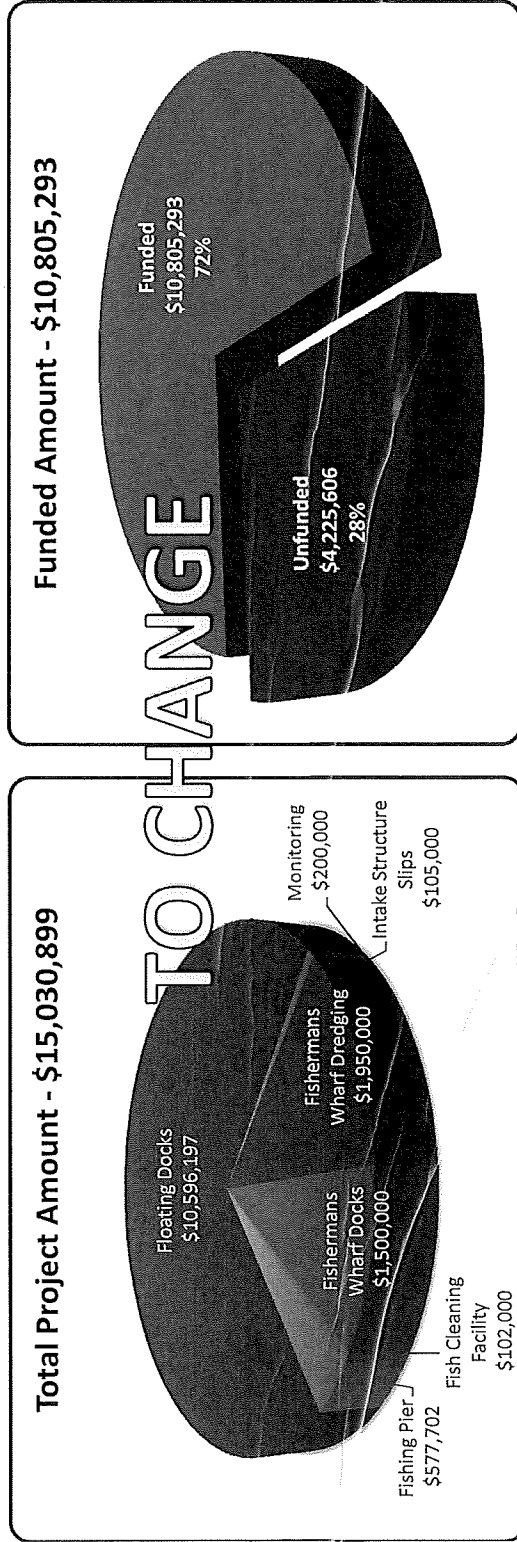


**City of Fort Pierce
Capital Improvement Plan**

Fiscal Years 2015/2016 through 2019/2020

Revised Date: 3/1/2016

MARINA PROJECTS





**City of Fort Pierce
Capital Improvement Plan**

Fiscal Years 2015/2016 through 2019/2020

TO CHANGE

MARINA PROJECTS

No.	PROJECT NAME	Appropriated Prior to FY 2015	FY					Project Total	Funding Shortfalls	Funding Sources
			15/16	16/17	17/18	18/19	19/20			

Revised Date: 3/1/2016

MARINA PROJECTS

1	Floating Docks Reconstruction	\$ -	\$ 7,050,002	\$ 3,546,195	\$ -	\$ -	\$ -	\$ 10,596,197	\$ -	Insurance, FEMA
2	Regulatory Monitoring <small>(Permit requirements for long term monitoring - \$50,000 per year)</small>	\$ -	\$ -	\$ -	\$ -	\$ -	\$ -	\$ 200,000	\$ 200,000	Unfunded
3	Intake Structure Slip Expansion <small>(Reconfiguring FPUA intake structure for dockage)</small>	\$ -	\$ -	\$ -	\$ -	\$ -	\$ -	\$ 105,000	\$ 105,000	Unfunded
4	Fisher's Wharf Dredging <small>(Permitting and dredging of existing basin)</small>	\$ -	\$ -	\$ -	\$ -	\$ -	\$ -	\$ 1,950,000	\$ 1,950,000	Unfunded
5	Fisher's Wharf Dock Replacement <small>(Replacement of 43 existing dock slips)</small>	\$ -	\$ -	\$ -	\$ -	\$ -	\$ -	\$ 1,500,000	\$ 1,500,000	Unfunded
6	Fish Cleaning Facility <small>(Construction of fish cleaning station at the City Marina)</small>	\$ 2,000	\$ -	\$ -	\$ -	\$ -	\$ -	\$ 102,000	\$ 100,000	Unfunded
7	Fishing Pier <small>(Construction of fishing pier at south end of Melody Lane)</small>	\$ 7,096	\$ 200,000	\$ -	\$ -	\$ -	\$ -	\$ 577,702	\$ 370,606	Unfunded, Park MSTU

MARINA PROJECTS TOTAL \$ 9,096 \$ 7,250,002 \$ 3,546,195 \$ - \$ - \$ - \$ - \$ 15,030,899



**City of Fort Pierce
Capital Improvement Plan**

TO CHANGE

Fiscal Years 2015/2016 through 2019/2020

GOLF COURSE PROJECTS

Revised Date: 3/1/2016

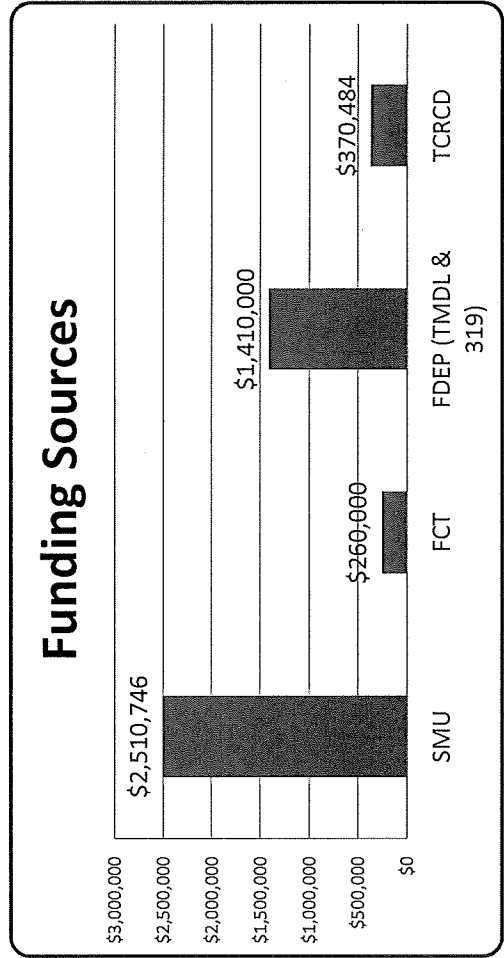
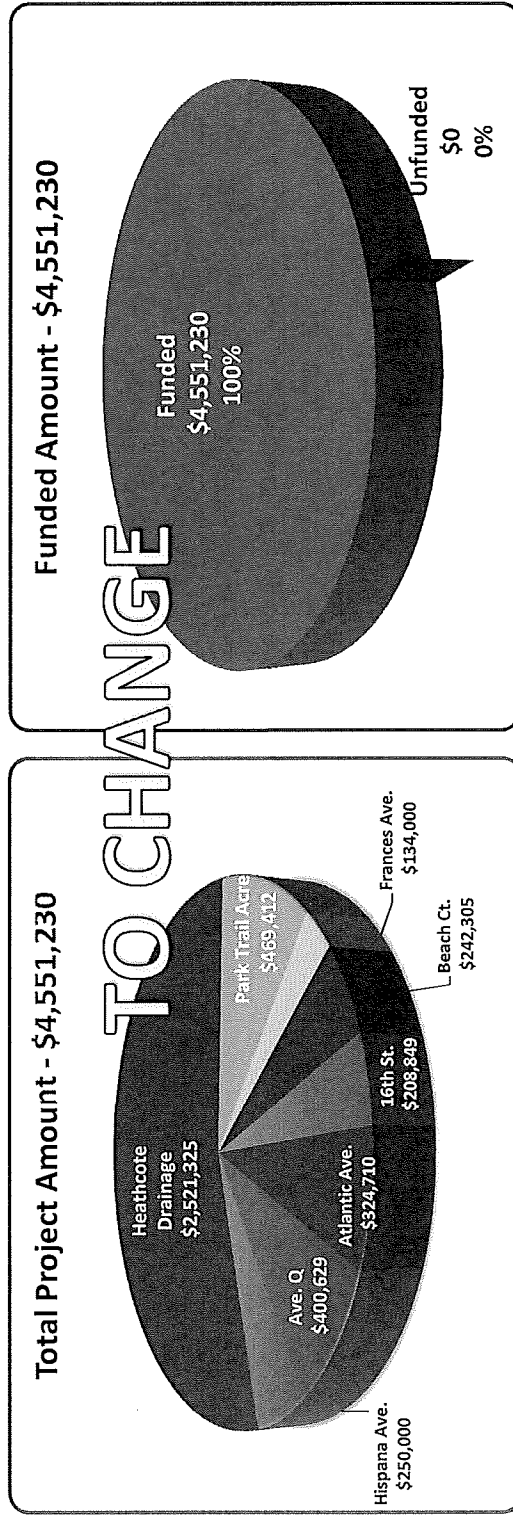
No.	PROJECT NAME	Appropriated Prior to FY 2015	FY 15/16	FY 16/17	FY 17/18	FY 18/19	FY 19/20	Project Total	Funding Shortfalls	Funding Sources
GOLF COURSE PROJECTS										
1	North Parking Area <small>(Construction of north parking area - 78 paved parking spaces)</small>	\$ -	\$ -	\$ -	\$ -	\$ -	\$ -	\$ 224,000	\$ -	224,000 Unfunded
2	Golf Course Clubhouse/Facilities <small>(Clubhouse / Cart storage with associated south parking area)</small>	\$ -	\$ -	\$ -	\$ -	\$ -	\$ -	\$ 2,996,000	\$ -	2,996,000 Unfunded
GOLF COURSE PROJECTS TOTAL										
		\$ -	\$ -	\$ -	\$ -	\$ -	\$ -	\$ 3,220,000	\$ -	



City of Fort Pierce
Capital Improvement Plan
 Fiscal Years 2015/2016 through 2019/2020

Revised Date: 3/1/2016

STORMWATER UTILITY PROJECTS





**City of Fort Pierce
Capital Improvement Plan**

TO CHANGE

Fiscal Years 2015/2016 through 2019/2020

STORMWATER UTILITY PROJECTS

Revised Date: 3/1/2016

No.	PROJECT NAME	Appropriated Prior to FY 2015	FY 15/16	FY 16/17	FY 17/18	FY 18/19	FY 19/20	Project Total	Funding Shortfalls	Funding Sources
STORMWATER UTILITY PROJECTS										
1	Frances Avenue - (Fernandina Ave. to Thumbpoint) (Replacement of failing stormdrain)	\$ -	\$ 134,000	\$ -	\$ -	\$ -	\$ -	\$ 134,000	\$ -	SMU
2	Beach Court - (Easter Ave. to Florida Ave.) (Replacement of failing stormdrain)	\$ -	\$ 242,305	\$ -	\$ -	\$ -	\$ -	\$ 242,305	\$ -	SMU
3	16th Street - (Ave K to Ave I) (Replacement of failing stormdrain)	\$ -	\$ 208,849	\$ -	\$ -	\$ -	\$ -	\$ 208,849	\$ -	SMU
4	Atlantic Ave. (5th St. to 7th St.) (Replacement of failing stormdrain)	\$ 34,790	\$ 289,920	\$ -	\$ -	\$ -	\$ -	\$ 324,710	\$ -	SMU
5	Avenue Q - (14th St to 17th St) (Replacement of failing stormdrain)	\$ -	\$ 33,080	\$ 367,549	\$ -	\$ -	\$ -	\$ 400,629	\$ -	SMU
6	Hispana Ave. - (Fairway to 10th St) (Regrading swales, replacement of driveway culverts)	\$ -	\$ -	\$ -	\$ 125,000	\$ 125,000	\$ -	\$ 250,000	\$ -	SMU
7	Heathcote Drainage Improvements (Lake expansion, construction of littoral zones, alum treatment plant and weir relocation)	\$ -	\$ 1,637,347	\$ 883,978	\$ -	\$ -	\$ -	\$ 2,521,325	\$ -	SMU, FCT, FDEP, TCRCD
8	Park Trail Acres Drainage Improvements (Re-grading of swales, culvert replacement, and side drain replacement)	\$ -	\$ 469,412	\$ -	\$ -	\$ -	\$ -	\$ 469,412	\$ -	SMU
STREET PROJECTS TOTAL		\$ -	\$ 2,550,954	\$ 1,750,296	\$ 125,000	\$ 125,000	\$ -	\$ 4,551,230	\$ -	



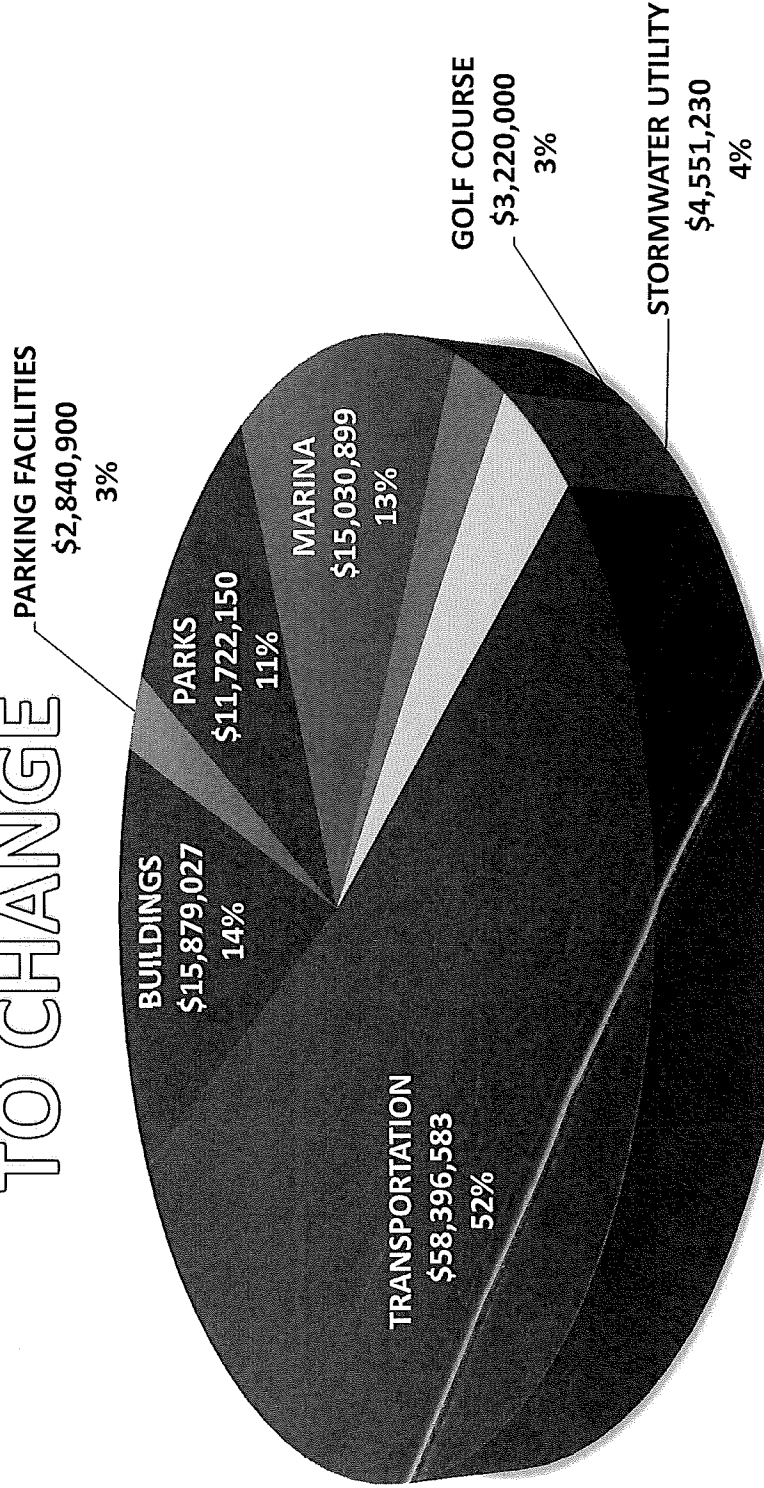
City of Fort Pierce
Capital Improvement Plan
Fiscal Years 2015/2016 through 2019/2020


Revised Date: 3/1/2016

CIP SUMMARY

Total CIP Amount - \$111,640,789

TO CHANGE






City of Fort Pierce
Capital Improvement Plan
Fiscal Years 2015/2016 through 2019/2020

Revised Date: 3/1/2016

CIP SUMMARY

CIP Funded Amount - \$38,918,701

TO CHANGE






City of Fort Pierce
Capital Improvement Plan
Fiscal Years 2015/2016 through 2019/2020

Revised Date: 3/1/2016

CIP SUMMARY





**City of Fort Pierce
Capital Improvement Plan
Fiscal Years 2015/2016 through 2019/2020**

Revised Date: 3/1/2016

CIP SUMMARY

